



Erasmus+ going digital


27th November 2019 - Paris, France

Joachim Wyssling


The EWP standards will become gradually mandatory from 2021

- ✓ 2021: Inter-institutional agreements and online learning agreements
- ✓ 2022: Nominations
- ✓ 2023: Transcripts of records
 - ✓ *Roadmap to be maintained provided testing confirms they are fit for purpose!*











Step-by-step

Next step

Important milestones to support your mobility

Total completion

2%

Enter

Top tips

Saved tips

When you save a tip, they will appear here

New tips

Dormitories in Bulgaria
Happy Day for Movie Lovers in Novi Sad, Serbia

Enter

News & Events

Hot news

The latest news will be here

Today's event

There are no ESN events today

Enter

Online Learning Agreement

No signatures



Joachim



Sending



Receiving

More info

Enter

Learn a language



Home



Step-by-step



Top tips



News & Events



Plan ahead

Start early! Planning and coordination of all involved parties might take a while, so start preparing your desired mobility period well in advance. Some of the steps, as well as the order in which they are implemented, may differ from one institution to another.

- Information sessions →
- Contact your International Office →
- Check the deadlines →
- Find your local Erasmus+ organisation →
- Contact your Erasmus+ Coordinator →

Apply

- Apply to study abroad →
- Get nominated →
- Apply to the host institution →
- Get accepted →
- Get your Learning Agreement signed →
- Get your Grant Agreement signed →

Before you go

- Read the Erasmus+ Student Charter →



learning-agreement.eu

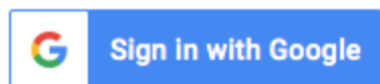
Student login form (For HEI and Erasmus+APP users)

Email

Password

LOGIN

[I don't remember password send me reminder](#)



Google login is for registered users only!



[NEW LEARNING AGREEMENT](#)

Learning Agreement (before mobility)

RECEIVING INSTITUTION

COUNTRY

LEVEL

FROM

TO

STATUS

ACTION

[NEW LEARNING AGREEMENT WITH CHANGES](#)

Changes to learning agreement (during mobility)

RECEIVING INSTITUTION

COUNTRY

LEVEL

FROM

TO

STATUS

ACTION

You are that close to start your ERASMUS experience...

1

Student

2

Sending Institution

3

Receiving Institution

4

Proposed Mobility
Programme

5

Responsible Persons

6

Commitment

Student Information

Nationality *

Austria

Nationality: country to which the person belongs administratively and that issues the ID card and/or passport.

Date of birth *

15/02/1990

Sex *

Male

Female

Student ID number

a98765432

At student's home/sending institution

Phone Number

+123456789

Numbers, spaces and '+' symbol are accepted

Study cycle *

Academic Year *

Field of education *

The ISCED-F 2013 search tool available at http://ec.europa.eu/education/international-standard-classification-of-education-isced_en should be used to find the ISCED 2013 detailed field of education and training that is closest to the subject of the degree to be awarded to the student by the Sending Institution.

SAVE

NEXT STEP

You are that close to start your ERASMUS experience...



Commitment of the three parties

By signing this document, the student, the sending institution and the receiving institution confirm that they approve the proposed Learning Agreement and that they will comply with all the arrangements agreed by all parties. Sending and receiving institutions undertake to apply all the principles of the Erasmus Charter for Higher Education relating to mobility for studies (or the principles agreed in the inter-institutional agreement for institutions located in partner countries).

The receiving institution confirms that the educational components listed in Table A are in line with its course catalogue.

The sending institution commits to recognise all the credits gained at the receiving institution for the successfully completed educational components and to count them towards the student's degree as described in Table B. Any exceptions to this rule are documented in an annex of this Learning Agreement and agreed by all parties.

The student and receiving institution will communicate to the sending institution any problems or changes regarding the proposed mobility programme, responsible persons and/or study period.

Before signing - ask your institution coordinator if they accept touchscreen scanned signatures!

SIGN ONLINE

STUDENT'S SIGNATURE
Date:

< PREVIOUS


SEND TO SENDING INST. COORDINATOR

Signature field

This field works best on touch screen (ex. on mobile phones or laptop with touch screen)

If you experience difficulties signing please use other browser (i.e. Google Chrome)

Clear



Sign Document

You are that close to start your ERASMUS experience...

2

Sending Institution

3

Receiving Institution

4

Proposed Mobility
Programme

5

Responsible Persons

6

Commitment

Commitment of the three parties

By signing this document, the student, the sending institution and the receiving institution confirm that they approve the proposed Learning Agreement and that they will comply with all the arrangements agreed by all parties. Sending and receiving institutions undertake to apply all the principles of the Erasmus Charter for Higher Education relating to mobility for studies (or the principles agreed in the inter-institutional agreement for institutions located in partner countries).

The receiving institution confirms that the educational components listed in Table A are in line with its course catalogue.

The sending institution commits to recognise all the credits gained at the receiving institution for the successfully completed educational components and to count them towards the student's degree as described in Table B. Any exceptions to this rule are documented in an annex of this Learning Agreement and agreed by all parties.

The student and receiving institution will communicate to the sending institution any problems or changes regarding the proposed mobility programme, responsible persons and/or study period.

Before signing - ask your institution coordinator if they accept touchscreen scanned signatures!

[SIGN ONLINE](#)**STUDENT'S SIGNATURE**

Date: 2019-11-25 12:31:32

[← PREVIOUS](#)[SEND TO SENDING INST. COORDINATOR](#)

Steps

Student fills out
and signs

Sending
institution is
notified via email
(or Dashboard)

- Accept or reject

If accepted,
receiving
institution is
notified via email
(or Dashboard)

- Accept or reject

If accepted,
student receives
notification via
email

- Download Learning Agreement



Higher Education
Learning Agreement for Studies

Academic Year 2019/2020

First Name Last Name
nominated.student+d20@gmail.com
phone:+123456789
Student id:a98765432

Student	Last name(s)	First name(s)	Date of birth	Nationality	Sex [M/F]	Study cycle	Field of education
	Last Name	First Name	15/2/1990	Austria	M	Bachelor or equivalent first cycle (EQF 6)	Basic programmes and qualifications/0011
Sending Institution	Name	Faculty / Department	Erasmus code (if applicable)	Address	Country	Contact person name ; email; phone	
					/	//	
Receiving Institution	Name	Faculty / Department	Erasmus code (if applicable)	Address	Country	Contact person name ; email; phone	
					/	//	

Before the mobility

Study Programme at the Receiving Institution

[NEW LEARNING AGREEMENT](#)

Learning Agreement (before mobility)

RECEIVING INSTITUTION

COUNTRY

LEVEL

FROM

TO

STATUS

ACTION

[NEW LEARNING AGREEMENT WITH CHANGES](#)

Changes to learning agreement (during mobility)

RECEIVING INSTITUTION

COUNTRY


LEVEL

FROM

TO


STATUS

ACTION



The Erasmus (without Paper) Dashboard

- Launched in February 2018
 - Developed by the Online Learning Agreement team
- A public solution for HEIs without suitable IT tools
- **Cloud-based and free of charge**
- Already integrated with OLA and Erasmus+ App




Erasmus Dashboard

Erasmus Dashboard is a tool designed to support HEIs with the administration of mobility. It allows you to manage incoming and outgoing students, sign and review their Online Learning Agreements as well as communicate with students and partner institutions. Less paper. Less time wasted. And this is just the beginning!

*To get login credentials, please register and wait for account validation notification from the European University Foundation

Login

Registration



dashboard@uni-foundation.eu
FAQs

<https://www.erasmus-dashboard.eu/>

My University

🏠 General info

👤 Accounts and Access

Outgoing students

☁️ Student List

☁️ Upload

☰ App step by step

Incoming students

☁️ Student List

☰ App step by step

Support

❓ FAQs

▶️ Tutorials

📄 Documentation

Other

👤 My settings

🔙 Logout

Solski center Ptuj

Fixed data

Country: Slovenia

City: Ptuj

Name in local character set: Solski center Ptuj

Name in Latin character set: Solski center Ptuj

PIC: 949639022

Erasmus code: SI MARIBOR11

Valid until: 31 Dec 2023

Description

The University of XYZ is one of the oldest universities in the country and it has developed into a university that provides education in all fields of study on the undergraduate, graduate and postgraduate level. The University of XYZ has always been and continues to be a

Other general data

www.example.eu

Website

www.example.eu

Course catalogues

example@eu.eu

Contact email

+12345678

Contact phone

- My University
 - General info
 - Accounts and Access

- Outgoing students
 - Student List
 - Upload
 - App step by step

- Incoming students
 - Student List
 - App step by step

- Support
 - FAQs
 - Tutorials
 - Documentation

- Other
 - My settings
 - Logout

Multiusers access

Role name	Permissions		
Course Director	Editing general info Managing students Creating accounts Uploading students Editing step by step	Remove	Edit
Administrator	Creating accounts Editing step by step	Remove	Edit
Erasmus+ coordinator	Creating accounts Uploading students Editing general info	Remove	Edit
Padawan	Editing general info Managing students Creating accounts Editing step by step Uploading students	Remove	Edit

Account management ?

My University

- General info
- Accounts and Access

Outgoing students

- Student List
- Upload
- App step by step

Incoming students

- Student List
- App step by step

Support

- FAQs
- Tutorials
- Documentation

Other

- My settings
- Logout

Filters Clear all

Signed before

Signed during

Country

Institution

Start Mobility

End Mobility

Uploaded ?

Academic year

Study cycle

Subject area

Select	Nr	First name	Last name ∇	Start mobility	End mobility
<input type="checkbox"/>	7	First name	Last Name	Feb 2019	May 2019
<input type="checkbox"/>	8	First Name	Last Name	Feb 2018	May 2018
<input type="checkbox"/>	9	First name	Last Name	Feb 2019	May 2019
<input type="checkbox"/>	10	First Name	Last Name	Mar 2018	Jun 2018
<input type="checkbox"/>	11	First Name	Last Name	Jan 2019	Jun 2019
<input type="checkbox"/>	12	First name	Last Name	Feb 2019	May 2019
<input type="checkbox"/>	13	First Name	Last Name	Mar 2018	Jun 2018
<input type="checkbox"/>	14	First name	Last Name	Feb 2019	May 2019
<input type="checkbox"/>	15	First name	Last Name	Feb 2019	May 2019
<input type="checkbox"/>	16	First Name	Last Name	Jan 2019	Jul 2019
<input type="checkbox"/>	17	First name	Last Name	Feb 2019	May 2019
<input type="checkbox"/>	18	First Name	Last Name	Mar 2018	Jun 2018
<input type="checkbox"/>	19	First name	Last Name	Feb 2019	May 2019
<input type="checkbox"/>	20	First name	Last Name	Feb 2019	May 2019

[Send mail](#)
[Sign before mobility](#)
[Sign during mobility](#)
[Decline before mobility](#)
[Decline during mobility](#)

My University

- General info
- Accounts and Access

Outgoing students

- Student List
- Upload

App step by step

Incoming students

- Student List
- App step by step

Support

- FAQs
- Tutorials
- Documentation

Other

- My settings
- Logout

Student upload (copy from e.g. MS Excel file. [More info](#))

Select	Nr	First name*	Last name*	Email*	Start of mobility*	End of mobility*
<input type="checkbox"/>	1	<input type="text" value="Fill in"/>	<input type="text" value="Fill in"/>	<input type="text" value="Fill in"/>	<input type="text" value="Fill in (MM-YYYY)"/>	<input type="text" value="Fill in (MM-YYYY)"/>
<input type="checkbox"/>	2	<input type="text" value="Fill in"/>	<input type="text" value="Fill in"/>	<input type="text" value="Fill in"/>	<input type="text" value="Fill in (MM-YYYY)"/>	<input type="text" value="Fill in (MM-YYYY)"/>
<input type="checkbox"/>	3	<input type="text" value="Fill in"/>	<input type="text" value="Fill in"/>	<input type="text" value="Fill in"/>	<input type="text" value="Fill in (MM-YYYY)"/>	<input type="text" value="Fill in (MM-YYYY)"/>
<input type="checkbox"/>	4	<input type="text" value="Fill in"/>	<input type="text" value="Fill in"/>	<input type="text" value="Fill in"/>	<input type="text" value="Fill in (MM-YYYY)"/>	<input type="text" value="Fill in (MM-YYYY)"/>
<input type="checkbox"/>	5	<input type="text" value="Fill in"/>	<input type="text" value="Fill in"/>	<input type="text" value="Fill in"/>	<input type="text" value="Fill in (MM-YYYY)"/>	<input type="text" value="Fill in (MM-YYYY)"/>
<input type="checkbox"/>	6	<input type="text" value="Fill in"/>	<input type="text" value="Fill in"/>	<input type="text" value="Fill in"/>	<input type="text" value="Fill in (MM-YYYY)"/>	<input type="text" value="Fill in (MM-YYYY)"/>
<input type="checkbox"/>	7	<input type="text" value="Fill in"/>	<input type="text" value="Fill in"/>	<input type="text" value="Fill in"/>	<input type="text" value="Fill in (MM-YYYY)"/>	<input type="text" value="Fill in (MM-YYYY)"/>



Upload all

Add students




Remove selected student

Reset



My University

-  General info
-  Accounts and Access




Outgoing students

-  Student List
-  Upload
-  App step by step



Incoming students

-  Student List
-  App step by step

Support

-  FAQs
-  Tutorials
-  Documentation

Other

-  My settings
-  Logout

Plan ahead

- Information sessions
- Contact your International Office
- Check the deadlines
- Find your local Erasmus+ organisation
- Contact your Erasmus+ Coordinator

Apply

- Apply to study abroad
- Get nominated
- Apply to the host institution
- Get accepted
- Get your Learning Agreement signed
- Get your Grant Agreement signed

Before you go

- Read the Erasmus+ Student Charter
- Test your language level
- European Health Insurance Card
- Visa and Residence Permit
- Look for accommodation
- Find your buddy

During Mobility

- Visit your host International Office

Please select a checklist step

My University

- General info
- Accounts and Access

Outgoing students

- Student List
- Upload
- App step by step

Incoming students

- Student List
- App step by step

Support

- FAQs
- Tutorials
- Documentation

Other

- My settings
- Logout

Plan ahead

- Information sessions
- Contact your International Office
- Check the deadlines
- Find your local Erasmus+ organisation
- Contact your Erasmus+ Coordinator

Apply

- Apply to study abroad
- Get nominated
- Apply to the host institution

Get accepted

- Get your Learning Agreement signed
- Get your Grant Agreement signed

Before you go

- Read the Erasmus+ Student Charter
- Test your language level
- European Health Insurance Card
- Visa and Residence Permit
- Look for accommodation
- Find your buddy

During Mobility

- Visit your host International Office

Get accepted

Full title

Get accepted by your host institution

Description

The host institution always has the final say in whether they admit the students that have been nominated for an Erasmus+ study mobility period. At this stage, you will receive an official admission letter. Once admitted, you will receive all of the necessary information (e.g. academic calendar, course list, procedure for housing, etc.).

Deadline ?


Contact email ?

Important dates ?

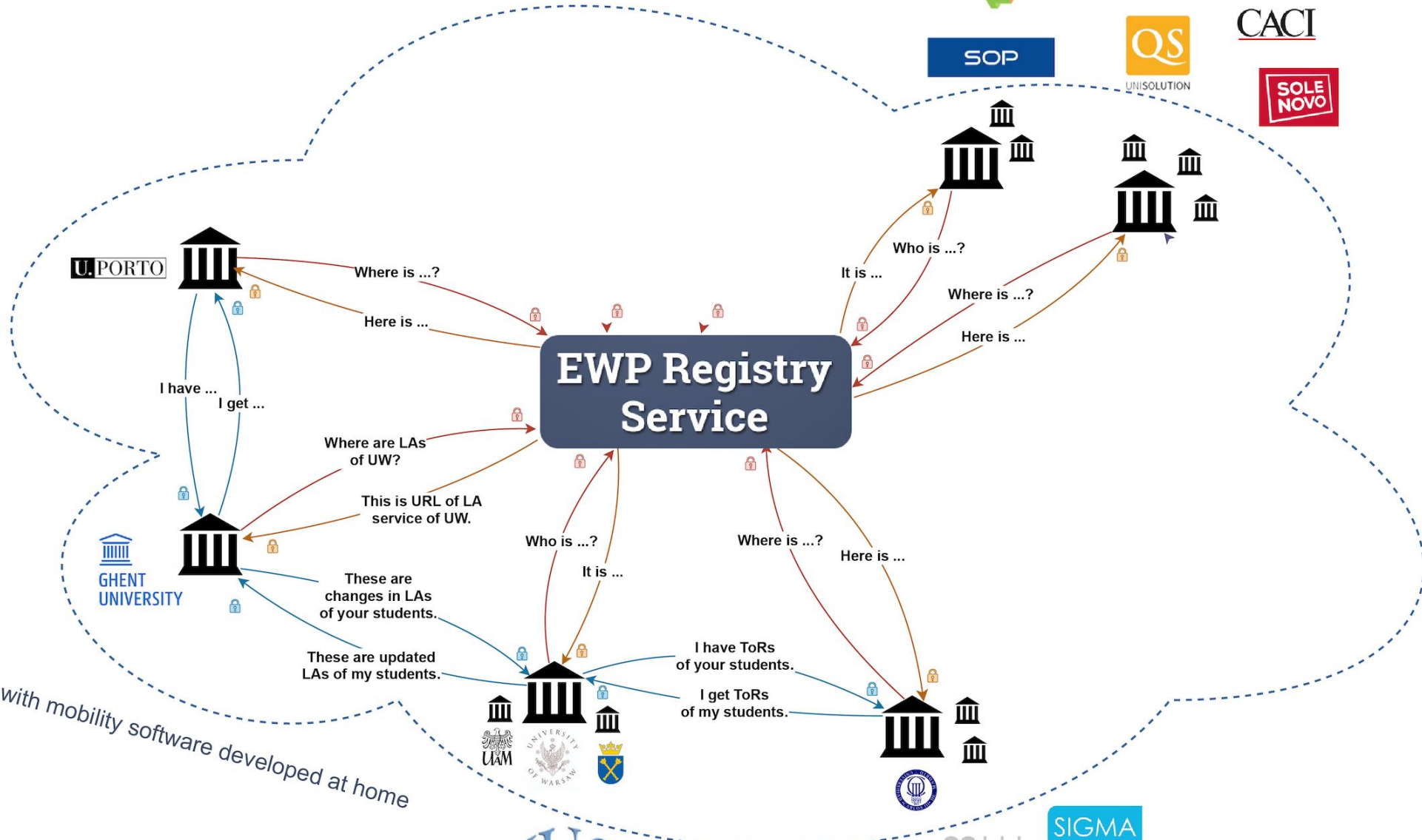
25-11-2019	Title
------------	-------

Add

Custom description ?



erasmus
without paper




HEIs with mobility software developed at home



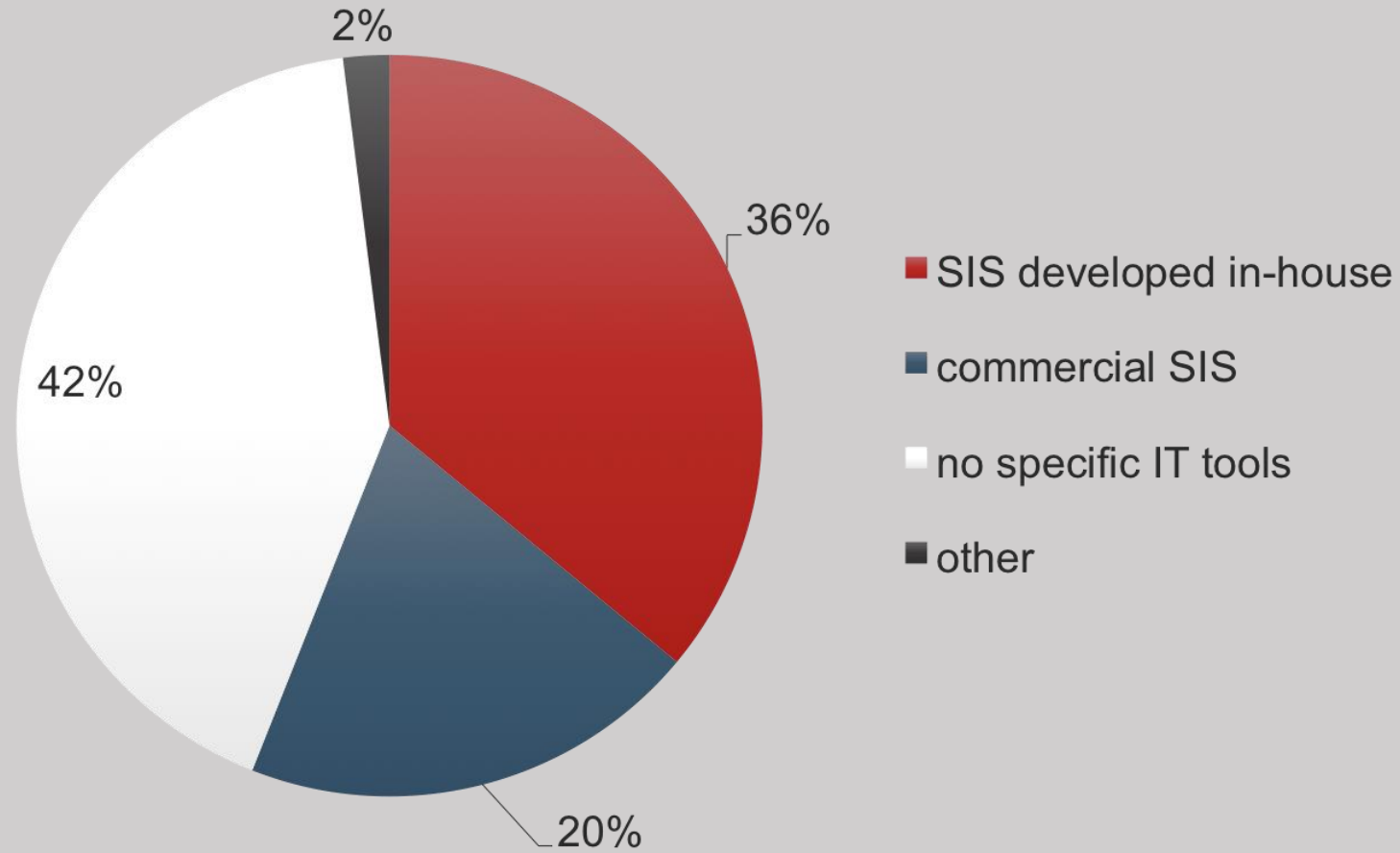
Separate channels according to the type of information being exchanged

- Information about HEI
- Information about courses
- Inter-institutional agreements
- IN/OUT mobilities
- Transcript of records



Mapping of IT infrastructure among ECHE holders

EWP Survey 2016 (n=1050)



Case 1

We have our own IT system
what do we do?

- All the information you will need can be found in **the EWP Competence Centre**:
 - Video tutorials and FAQs for mobility coordinators
 - **The technical documentation for your IT staff to connect your system to EWP**
 - The competence centre will be further developed to provide new information as new functionalities become available
- **To get started today go to:**
<https://cc.erasmuswithoutpaper.eu>
- To get technical insights:
<https://developers.erasmuswithoutpaper.eu>




Case 2

We use a commercial IT service provider
what do we do?

- Many of the biggest commercial providers are already integrating the EWP standards into their services so you will automatically be connected
- If your service provider is not already a partner – ask them to get in touch with us! We will be happy to assist them to ensure all universities can be connected!
- For more information go to:
<https://www.erasmuswithoutpaper.eu/commercial-tool>





helping universities succeed





EWP Registry Service

*Automated discovery service of APIs related to Higher Education in Europe
Provided and supported by Erasmus Without Paper project*

At the following URL you will find the XML catalogue which describes all the institutions and APIs exposed by them:

<https://registry.erasmuswithoutpaper.eu/catalogue-v1.xml>

This catalogue is continuously refreshed. Read the [Architecture](#) document for more information. Also check out the [Developers Hub](#) for useful tools and documents.

[Manifest Importer Status](#) | [HEI/API Coverage Matrix](#) | [XML Schema Validator](#)

[EWP Developers Hub](#)

Uptime ratios

100.00% - 24 hours

100.00% - 7 days

100.00% - 30 days

100.00% - 365 days

v1.7.1-SNAPSHOT

Contact: usos@usos.edu.pl

<https://registry.erasmuswithoutpaper.eu>

HEI/API Coverage Matrix

Institution	SCHAC	Erasmus code	General Purpose APIs				IIAs		OMobilities			OMobility LAs				IMobilities			
			inst.	ounits	courses	course replic.	ver.	CNR		ver.	CNR		ver.	update types	CNR		ver.	CNR	
								sends	recv.		sends	recv.			sends	recv.		sends	recv.
Akademie der bildenden Künste Wien	akbild.ac.at	A WIEN01																	
Universität für Bodenkultur Wien	boku.ac.at	A WIEN03																	
University of Applied Sciences BFI Vienna	fh-vie.ac.at	A WIEN38	2.1.0	2.1.0															
Universität für Musik und darstellende Kunst Graz	kug.ac.at	A GRAZ03	2.1.0																
mdw-Universität für Musik und darstellende Kunst Wien	mdw.ac.at	A WIEN08	2.1.0	2.1.0															
UNIVERSITÄT SALZBURG	sbg.ac.at	A SALZBUR01																	
Montanuniversität Leoben	unileoben.ac.at	A LEOBEN01																	
VETERINAERMEDIZINISCHE UNIVERSITÄT WIEN	vetmeduni.ac.at	A WIEN04																	
FACHHOCHSCHULE KÄRNTEN	fh-kaernten.at	A SPITTAL01																	
KIRCHLICHE PÄDAGOGISCHE HOCHSCHULE WIEN/DEM...	kphvie.at	A WIEN10																	

Specifications, Validators and Tools

Who should be reading this?

The following chapters and tools are written **by developers and for developers**. If you're a project manager, then please assign developer(s) from your team to keep track of the changes in these specifications.

Developers chosen by the partners SHOULD:

- Understand **Git** and be able to work with it fluently, in order to **continually** keep track and review all the changes to the specifications.
- Have significant experience with **XML namespaces**, and **XML Schema** language.

Integration with other EU projects

We have designed our Registry in a way that should allow it to be of use in **other** EU projects too. If you are developing such a project, consider using our Registry Service by hosting the **Discovery Manifest file** compatible with our [specifications](#). It's pretty straightforward and it should give you a head start (as you won't need to implement a Registry of your own).

We are aiming for our Registry and Discovery API to become common underlying parts of all similar projects focused on higher education in Europe. They are designed to be extendible



erasmus-without-paper / ewp-specs-architecture

Watch 15

★ Star 0

Fork 0

Code

Issues 4

Pull requests 0

Projects 0

Security

Insights

Join GitHub today

Dismiss

GitHub is home to over 40 million developers working together to host and review code, manage projects, and build software together.

Sign up

Description of EWP's Architecture and Security.

74 commits

3 branches

0 packages

16 releases

1 contributor

Branch: stable-v1 ▾

New pull request

Find file

Clone or download ▾

wrygiel Add a #bad-cnr-request link, better formatting in example ...

Latest commit b382788 on 30 Oct 2017

images Clean ups 3 years ago

CHANGELOG.md Update CHANGELOG.md 2 years ago

Case 3

We don't have any IT system for student mobilities
Is EWP also for us?






- Authentication using home institution account credentials and/or eIDAS
 - Faciliate student login process at host institutions
- Identification using European Student Identifier
 - Issued by the home institution
 - Increase interoperability between e-services
 - Features: unique, stable, secure
- Transfer of data attributes during authentication
 - Provide automatic access to e-services
 - Attributes: name, surname, email, home institution



Future development plans

- Inter-institutional agreement manager
 - Supporting inter-institutional agreements
 - Enabling critical information to be easily updated and kept at fingertips of your students and partners




EWP 2.0 project

- Update of the (2014) source code
- Outlining solutions for going beyond programme country mobility




OLA III

- Connection through the Erasmus Without Paper network



- Existing Erasmus+ mobile app being redeveloped
- Online information and services for mobile students before, during and after their mobilities
- Research partnering universities and courses, and apply online for a period of mobility
- Connect with activities and events in their host university and surrounding area
- Virtual European Student Card on mobile device



- Launch of the European Student Identifier
- Action plan for transferring additional attributes
- Test on Erasmus+ services



- Industrialisation is further required
- Maintenance of the registry
- Extension to new use cases



Joachim Wyssling
Senior EU Project manager
joachim.wyssling@uni-foundation.eu

Twitter: @Uni_foundation

**THANK YOU
FOR YOUR ATTENTION**



Co-funded by the
Erasmus+ Programme
of the European Union